



S P E C S

Overall Length	: 8'6" / 2.60m	Number of Chambers	: 3 + 1	Shaft Length	: 15" / 38.1cm
Overall Beam	: 5'4" / 1.64m	Person Capacity	: 4	RDC Design Category	: C
Inside Length	: 5'10" / 1.79m	Weight	: 125lb / 57kg		
Inside Beam	: 2'4" / 0.72m	Recommended HP	: 8hp / 6.0kw		
Tube Diameter	: 16" / 0.41m	Maximum HP	: 10hp / 7.5kw		

S T A N D A R D
F E A T U R E S

- Hand Laid Fiberglass Deep "V" Hull
- Stringer System Laminated into Hull
- Bow Locker/ Seat
- Diamond Shape Non - Skid Deck
- Plastic External Transom Plate
- Aluminum Internal Transom Plate with Security Lip
- Orca (CSM) Five Layer Coated Fabric
- 3 Push Push Plastic Non-Corrosive 2 Stage Inflation Valves
- Raised Solid Single Rub Rail
- Stainless Steel Bow Eye
- 4 Stainless Steel Davit Lifting Points
- Stainless Steel Towing Rings & Tie Downs
- Deck Condensation Plug
- Deck Drain with Plug
- 1 Front & 2 Side Orca (CSM) Fabric Handles on Tubes
- 2 Inside Bow Sets of 2 Orca (CSM) Fabric Handles on Tubes
- 2 Inside Stern Single Orca (CSM) Fabric Handles on Tubes
- 3 Layer Reinforced Seams
- Oarlock Bases
- Telescopic Oars with Aluminum Shaft
- Paddle Holders
- Removable Rowing Seat
- Hand Pump
- Maintenance Kit
- Owner's Manual
- Additional Air Retaining Chamber Under the Floor

O P T I O N A L
F E A T U R E S

- Bow Hatch Cushion
- Tube Chaps
- Boat Cover
- Chock Set
- Bow Step with Fold Down Stainless Steel Cleat
- Lateral Fold Down Stainless Steel Cleat





A B I N F L A T A B L E S

navigo | 9VS | Open Fiberglass Tenders




S P E C S	Overall Length	: 9'6" / 2.90m	Number of Chambers	: 3 + 1	Shaft Length	: 15" / 38.1cm
	Overall Beam	: 5'7" / 1.72m	Person Capacity	: 4	RDC Design Category	: C
	Inside Length	: 6'9" / 2.06m	Weight	: 152lb / 69kg		
	Inside Beam	: 2'8" / 0.81m	Recommended HP	: 9.9hp / 7.4kw		
	Tube Diameter	: 17" / 0.43m	Maximum HP	: 15hp / 11.2kw		

S T A N D A R D F E A T U R E S	<ul style="list-style-type: none"> ■ Hand Laid Fiberglass Deep "V" Hull ■ Stringer System Laminated into Hull ■ Bow Locker/ Seat with Vent ■ Bow Locker Storage to Fit a 6 Gal Portable Fuel Tank ■ Diamond Shape Non - Skid Deck ■ Plastic External Transom Plate ■ Aluminum Internal Transom Plate with Security Lip ■ Orca (CSM) Five Layer Coated Fabric ■ 3 Push Push Plastic Non-Corrosive 2 Stage Inflation Valves ■ Raised Single Solid Rub Rail ■ Stainless Steel Bow Eye 	<ul style="list-style-type: none"> ■ 4 Stainless Steel Davit Lifting Points ■ Stainless Steel Towing Rings & Tie Downs ■ Deck Condensation Plug ■ Deck Drain with Plug ■ 1 Front & 2 Side Orca (CSM) Fabric Handles on Tubes ■ 2 Inside Bow Sets of 2 Orca (CSM) Fabric Handles on Tubes ■ 2 Inside Stern 1 Orca (CSM) Fabric Handles on Tubes ■ 3 Layer Reinforced Seams ■ Oarlock Bases 	<ul style="list-style-type: none"> ■ Telescopic Oars with Aluminum Shaft ■ Paddle Holders ■ Removable Rowing Seat ■ Hand Pump ■ Maintenance Kit ■ Owner's Manual ■ Additional Air Retaining Chamber Under the Floor ■ Hidden Channel for Fuel Fittings with SS Starburst
------------------------------------	---	--	--

O P T I O N A L F E A T U R E S	<ul style="list-style-type: none"> ■ Portable 6 gal Fuel Tank Installed in Bow Locker with Fittings ■ Bow Hatch Cushion ■ Tube Chaps ■ Boat Cover ■ Chock Set 	<ul style="list-style-type: none"> ■ Bow Step with Fold Down Stainless Steel Cleat ■ Lateral Fold Down Stainless Steel Cleat ■ Removable Stern Seat ■ Bimini Top
------------------------------------	--	--



navigo | **10VS** | **Open FiberglassTenders**




S P E C S	Overall Length	: 10'6" / 3.19m	Number of Chambers	: 3 + 1	Shaft Length	: 15" / 38.1cm
	Overall Beam	: 5'7" / 1.72m	Person Capacity	: 5	RDC Design Category	: C
	Inside Length	: 7'7" / 2.31m	Weight	: 169lb / 77kg		
	Inside Beam	: 2'8" / 0.81m	Recommended HP	: 15hp / 11.2kw		
	Tube Diameter	: 17" / 0.43m	Maximum HP	: 25hp / 18.7kw		

S T A N D A R D F E A T U R E S	<ul style="list-style-type: none"> ■ Hand Laid Fiberglass Deep "V" Hull ■ Stringer System Laminated into Hull ■ Bow Locker/ Seat with Vent ■ Bow Locker Storage to Fit a 6 Gal Portable Fuel Tank. ■ Diamond Shape Non - Skid Deck ■ Plastic External Transom Plate ■ Aluminum Internal Transom Plate with Security Lip ■ Orca (CSM) Five Layer Coated Fabric ■ 3 Push Push Plastic Non-Corrosive 2 Stage Inflation Valves ■ Raised Single Solid Rub Rail ■ Stainless Steel Bow Eye 	<ul style="list-style-type: none"> ■ 4 Stainless Steel Davit Lifting Points ■ Stainless Steel Towing Rings & Tie Downs ■ Deck Condensation Plug ■ Deck Drain with Plug ■ 1 Front & 2 Side Orca (CSM) Fabric Handles on Tubes ■ 2 Inside Bow Sets of 2 Orca (CSM) Fabric Handles on Tubes ■ 2 Inside Stern 2 Orca (CSM) Fabric Handles on Tubes ■ 3 Layer Reinforced Seams ■ Oarlock Bases 	<ul style="list-style-type: none"> ■ Telescopic Oars with Aluminum Shaft ■ Paddle Holders ■ Removable Rowing Seat ■ Hand Pump ■ Maintenance Kit ■ Owner's Manual ■ Additional Air Retaining Chamber Under the Floor ■ Hidden Channel for Fuel Fittings with SS Starburst
--	--	--	--

O P T I O N A L F E A T U R E S	<ul style="list-style-type: none"> ■ Portable 6 gal Fuel Tank Installed in Bow Locker with Fittings ■ Bow Hatch Cushion ■ Tube Chaps ■ Boat Cover ■ Chock Set ■ Bow Step with Fold Down Stainless Steel Cleat ■ Lateral Fold Down Stainless Steel Cleat 	<ul style="list-style-type: none"> ■ Removable Stern Seat ■ Bimini Top ■ Fiberglass Console ■ Bench Seat with Storage ■ Two person Jockey Seat ■ Stainless Steel Helm Unit
--	--	--





S P E C S

Overall Length	: 12' / 3.66m	Number of Chambers	: 3 + 1	Shaft Length Option 1	: 15" / 38.1cm
Overall Beam	: 6' / 1.82m	Person Capacity	: 6	Shaft Length Option 2	: 20" / 50.8cm
Inside Length	: 8'9" / 2.67m	Weight	: 202lb / 92kg	RDC Design Category	: C
Inside Beam	: 2'9" / 0.84m	Recommended HP	: 20hp / 14.9kw		
Tube Diameter	: 18" / 0.46m	Maximum HP	: 30hp / 22.4kw		

S T A N D A R D
F E A T U R E S

- Hand Laid Fiberglass Deep "V" Hull
- Stringer System Laminated into Hull
- Bow Locker/ Seat with Vent
- Bow Locker Storage to Fit a 6 Gal Portable Fuel Tank
- Diamond Shape Non - Skid Deck
- Plastic External Transom Plate
- Aluminum Internal Transom Plate with Security Lip
- Orca (CSM) Five Layer Coated Fabric
- 3 Push Push Plastic Non-Corrosive 2 Stage Inflation Valves
- Raised Single Solid Rub Rail
- Stainless Steel Bow Eye
- 4 Stainless Steel Davit Lifting Points
- Stainless Steel Towing Rings & Tie Downs
- Deck Condensation Plug
- Deck Drain with Plug
- 1 Front & 2 Side Orca (CSM) Fabric Handles on Tubes
- 2 Inside Bow Sets of 2 Orca (CSM) Fabric Handles on Tubes
- 2 Inside Stern Single Orca (CSM) Fabric Handles on Tubes
- 3 Layer Reinforced Seams
- Paddle with Aluminum Shaft
- Paddle Holders
- Removable Stern Seat
- Hand Pump
- Maintenance Kit
- Owner's Manual
- Additional Air Retaining Chamber Under the Floor
- Hidden Channel for Fuel Fittings with SS Starburst

O P T I O N A L
F E A T U R E S

- Portable 6 gal Fuel Tank Installed in Bow Locker with Fittings
- Bow Hatch Cushion
- Tube Chaps
- Boat Cover
- Chock Set
- Bow Step with Fold Down Stainless Steel Cleat
- Lateral Fold Down Stainless Steel Cleat
- Removable Rowing Seat
- Bimini Top
- Fiberglass Console
- Fiberglass Console with Forward Seat
- Bench Seat with Storage
- Two person Jockey Seat
- Stainless Steel Helm Unit



navigo | **13VS** | **Open FiberglassTenders**




S P E C S	Overall Length : 13' / 3.96m	Number of Chambers : 3 + 1	Shaft Length : 20" / 50.8cm
	Overall Beam : 6'4" / 1.94m	Person Capacity : 7	RDC Design Category : C
	Inside Length : 9'9" / 2.97m	Weight : 293lb / 133kg	
	Inside Beam : 3'1" / 0.94m	Recommended HP : 30hp / 22.4kw	
	Tube Diameter : 18" / 0.46m	Maximum HP : 40hp / 29.8kw	

S T A N D A R D F E A T U R E S	<ul style="list-style-type: none"> ■ Hand Laid Fiberglass Deep "V" Hull ■ Stringer System Laminated into Hull ■ Bow Locker/ Seat ■ Diamond Shape Non - Skid Deck ■ Plastic External Transom Plate ■ Aluminum Internal Transom Plate ■ Orca (CSM) Five Layer Coated Fabric ■ 3 Push Push Plastic Non-Corrosive 2 Stage Inflation Valves ■ Raised Double Rub Rail ■ Stainless Steel Bow Eye 	<ul style="list-style-type: none"> ■ 4 Stainless Steel Davit Lifting Points ■ Stainless Steel Towing Rings & Tie Downs ■ Deck Condensation Plug ■ Deck Drain with Plug ■ 1 Front & 4 Side Orca (CSM) Fabric Handles on Tubes ■ 2 Inside Bow Sets of 2 Orca (CSM) Fabric Handles on Tubes ■ 2 Inside Stern Double Orca (CSM) Fabric Handles on Tubes ■ 3 Layer Reinforced Seams ■ Paddle with Aluminum Shaft ■ Paddle Holders 	<ul style="list-style-type: none"> ■ Removable Stern Seat ■ Hand Pump ■ Maintenance Kit ■ Owner's Manual ■ Additional Air Retaining Chamber Under the Floor
--	---	--	--

O P T I O N A L F E A T U R E S	<ul style="list-style-type: none"> ■ Bow Hatch Cushion ■ Boat Cover ■ Chock Set ■ Bow Step with Fold Down Stainless Steel Cleat ■ Lateral Fold Down Stainless Steel Cleat ■ Removable Rowing Seat 	<ul style="list-style-type: none"> ■ Bimini Top ■ Fiberglass Console ■ Fiberglass Console with Forward Seat ■ Bench Seat with Storage ■ Two person Jockey Seat ■ Stainless Steel Helm Unit
--	---	--



navigo | **14VS** | **Open FiberglassTenders**



S P E C S	Overall Length : 14' / 4.27m	Number of Chambers : 4 + 1	Shaft Length : 20" / 50.8cm
	Overall Beam : 6'4" / 1.94m	Person Capacity : 8	RDC Design Category : C
	Inside Length : 10'10" / 3.30m	Weight : 348lb / 158kg	
	Inside Beam : 3'1" / 0.94m	Recommended HP : 40hp / 29.8kw	
	Tube Diameter : 19" / 0.48m	Maximum HP : 50hp / 37.3kw	

S T A N D A R D F E A T U R E S	<ul style="list-style-type: none"> ■ Hand Laid Fiberglass Deep "V" Hull ■ Stringer System Laminated into Hull ■ Bow Locker/ Seat with Vent ■ Bow Locker Storage to Fit a 6 Gal. Portable Fuel Tank ■ Diamond Shape Non - Skid Deck ■ Plastic External Transom Plate ■ Aluminum Internal Transom Plate ■ Orca (CSM) Five Layer Coated Fabric ■ 4 Push Push Plastic Non-Corrosive 2 Stage Inflation Valves ■ Raised Double Rub Rail ■ Stainless Steel Bow Eye 	<ul style="list-style-type: none"> ■ 4 Stainless Steel Davit Lifting Points ■ Stainless Steel Towing Rings & Tie Downs ■ Deck Condensation Plug ■ Deck Drain with Plug ■ 1 Front & 4 Side Orca (CSM) Fabric Handles on Tubes ■ 2 Inside Bow Sets of 3 Orca (CSM) Fabric Handles on Tubes ■ 2 Inside Stern Double Orca (CSM) Fabric Handles on Tubes ■ 3 Layer Reinforced Seams ■ Paddle with Aluminum Shaft ■ Paddle Holders 	<ul style="list-style-type: none"> ■ Hand Pump ■ Maintenance Kit ■ Owner's Manual ■ Additional Air Retaining Chamber Under the Floor ■ Hidden Channel for Fuel Fittings with SS Starburst
--	--	--	--

O P T I O N A L F E A T U R E S	<ul style="list-style-type: none"> ■ Portable 6 Gal. Fuel Tank Installed in Bow Locker with Fittings ■ Bow Hatch Cushion ■ Boat Cover ■ Chock Set ■ Bow Step with Fold Down Stainless Steel Cleat ■ Lateral Fold Down Stainless Steel Cleat ■ Removable Rowing Seat 	<ul style="list-style-type: none"> ■ Bimini Top ■ Fiberglass Console ■ Fiberglass Console with Forward Seat ■ Bench Seat with Storage ■ Two person Jockey Seat ■ Stainless Steel Helm Unit
--	--	--



navigo | **15VS** | **Open FiberglassTenders**



S P E C S	Overall Length : 15' / 4.57m	Number of Chambers : 5	Shaft Length : 20" / 50.8cm
	Overall Beam : 6'6" / 1.99m	Person Capacity : 11	RDC Design Category : C
	Inside Length : 11'6" / 3.50m	Weight : 484lb / 220kg	
	Inside Beam : 3'2" / 0.97m	Recommended HP : 60hp / 44.8kw	
	Tube Diameter : 19" / 0.48m	Maximum HP : 75hp / 56kw	

S T A N D A R D F E A T U R E S	<ul style="list-style-type: none"> ■ Hand Laid Fiberglass Deep "V" Hull ■ Stringer System Laminated into Hull ■ Bow Locker/ Seat ■ Diamond Shape Non - Skid Deck ■ Plastic External Transom Plate ■ Aluminum Internal Transom Plate ■ Orca (CSM) Five Layer Coated Fabric ■ 4 Push Push Plastic Non-Corrosive 2 Stage Inflation Valves ■ Raised Double Solid Rub Rail ■ Stainless Steel Bow Eye 	<ul style="list-style-type: none"> ■ 4 Stainless Steel Davit Lifting Points ■ Stainless Steel Towing Rings & Tie Downs ■ 2 Deck Drains with Plug ■ 1 Front & 4 Side Orca (CSM) Fabric Handles on Tubes ■ 2 Inside Bow Sets of 4 Orca (CSM) Fabric Handles on Tubes ■ 2 Inside Stern Double Orca (CSM) Fabric Handles on Tubes ■ 3 Layer Reinforced Seams ■ Paddle with Aluminum Shaft ■ Paddle Holders ■ Hand Pump 	<ul style="list-style-type: none"> ■ Maintenance Kit ■ Owner's Manual
--	---	--	---

O P T I O N A L F E A T U R E S	<ul style="list-style-type: none"> ■ Fuel Tank ■ Bow Hatch Cushion ■ Boat Cover ■ Chock Set ■ Bow Step with Fold Down Stainless Steel Cleat ■ Lateral Fold Down Stainless Steel Cleat ■ Removable Rowing Seat 	<ul style="list-style-type: none"> ■ Bimini Top ■ Fiberglass Console ■ Fiberglass Console with Forward Seat ■ Bench Seat with Storage ■ Two person Jockey Seat ■ Stainless Steel Helm Unit
--	--	--





A B I N F L A T A B L E S

navigo | 17VS | Open FiberglassTenders



S P E C S	Overall Length	: 17' / 5.18m	Number of Chambers	: 5	Shaft Length	: 20" / 50.8cm
	Overall Beam	: 8'1" / 2.46m	Person Capacity	: 15	RDC Design Category	: C
	Inside Length	: 13'1" / 4.00m	Weight	: 772lb / 350kg		
	Inside Beam	: 4'4" / 1.33m	Recommended HP	: 75hp / 56kw		
	Tube Diameter	: 20" / 0.50m	Maximum HP	: 90hp / 67kw		

S T A N D A R D F E A T U R E S	<ul style="list-style-type: none"> ■ Hand Laid Fiberglass Deep "V" Hull ■ Stringer System Laminated into Hull ■ Bow Locker/ Seat ■ Diamond Shape Non - Skid Deck ■ Plastic External Transom Plate ■ Aluminum Internal Transom Plate ■ Orca (CSM) Five Layer Coated Fabric ■ 4 Push Push Plastic Non-Corrosive 2 Stage Inflation Valves ■ Raised Double Solid Rub Rail ■ Stainless Steel Bow Eye 	<ul style="list-style-type: none"> ■ 4 Stainless Steel Davit Lifting Points ■ Stainless Steel Towing Rings & Tie Downs ■ 2 Deck Drains with Plug ■ 1 Front & 4 Side Orca (CSM) Fabric Handles on Tubes ■ 2 Inside Bow Sets of 3 Orca (CSM) Fabric Handles on Tubes ■ 2 Inside Stern of 3 Orca (CSM) Fabric Handles on Tubes ■ 3 Layer Reinforced Seams ■ Paddle with Aluminum Shaft ■ Paddle Holders ■ Hand Pump 	<ul style="list-style-type: none"> ■ Maintenance Kit ■ Owner's Manual
------------------------------------	---	--	---

O P T I O N A L F E A T U R E S	<ul style="list-style-type: none"> ■ Fuel Tank ■ Bow Hatch Cushion ■ Boat Cover ■ Chock Set ■ Bow Step with Fold Down Stainless Steel Cleat ■ Lateral Fold Down Stainless Steel Cleat ■ Removable Rowing Seat 	<ul style="list-style-type: none"> ■ Bimini Top ■ Fiberglass Console ■ Fiberglass Console with Forward Seat ■ Bench Seat with Storage ■ Two person Jockey Seat ■ Stainless Steel Helm Unit
------------------------------------	--	--



navigo | **19VS** | **Open FiberglassTenders**



S P E C S	Overall Length : 19' / 5.79m	Number of Chambers : 5	Shaft Length : 25" / 63.5cm
	Overall Beam : 8'4" / 2.53m	Person Capacity : 15	RDC Design Category : C
	Inside Length : 15'2" / 4.62m	Weight : 1157lb / 526kg	
	Inside Beam : 4'1" / 1.25m	Recommended HP : 115hp / 85.8kw	
	Tube Diameter : 22" / 0.56m	Maximum HP : 150hp / 111.9kw	

S T A N D A R D F E A T U R E S	<ul style="list-style-type: none"> ■ Hand Laid Fiberglass Deep "V" Hull ■ Stringer System Laminated into Hull ■ Bow Locker/ Seat ■ Diamond Shape Non - Skid Deck ■ Plastic External Transom Plate ■ Aluminum Internal Transom Plate ■ Orca (CSM) Five Layer Coated Fabric ■ 4 Push Push Plastic Non-Corrosive 2 Stage Inflation Valves ■ Raised Double Solid Rub Rail ■ Stainless Steel Bow Eye 	<ul style="list-style-type: none"> ■ 4 Stainless Steel Davit Lifting Points ■ Stainless Steel Towing Rings & Tie Downs ■ Deck Condensation Plug ■ 2 Deck Drains with Plug ■ 1 Front & 4 Side Orca (CSM) Fabric Handles on Tubes ■ 2 Inside Bow Sets of 2 Orca (CSM) Fabric Handles on Tubes ■ 2 Inside Stern Double Orca (CSM) Fabric Handles on Tubes ■ 3 Layer Reinforced Seams ■ Paddle with Aluminum Shaft ■ Paddle Holders 	<ul style="list-style-type: none"> ■ Hand Pump ■ Maintenance Kit ■ Owner's Manual ■ Deck Storage
--	---	---	--

O P T I O N A L F E A T U R E S	<ul style="list-style-type: none"> ■ Fuel Tank ■ Bow Hatch Cushion ■ Boat Cover ■ Chock Set ■ Bow Step with Fold Down Stainless Steel Cleat ■ Lateral Fold Down Stainless Steel Cleat ■ Removable Rowing Seat 	<ul style="list-style-type: none"> ■ Bimini Top ■ Fiberglass Console ■ Fiberglass Console with Forward Seat ■ Bench Seat with Storage ■ Two person Jockey Seat ■ Stainless Steel Helm Unit
--	--	--



